


SESSION 4



TAKE HOME PACKET: #HTLCSUPERHEROES

CONTENTS

- ◇ Memory Verse
- ◇ Bible Background
- ◇ Share the Story
- ◇ Dig Deeper
- ◇ Song Suggestions
- ◇ Snack Time Suggestion!
- ◇ Craftiness
- ◇ Science Station
- ◇ Get Moving Activity
- ◇ Mission
- ◇ Prayer Time

Find all the resources at:

www.holytrinityankeny.org/vbs.html

VIDEO TIME!

MEET PAUL... Anne and Kelly introduce the Bible story and the activities for this session. You can find the video on the VBS web page.

MEMORY VERSE

Love is patient; love is kind... 1 Corinthians 13:4

Learn the rest of the verse if you can!

MEET OUR SUPERHERO:

PAUL

WHOSE SUPERPOWER IS

LOVE

BIBLE BACKGROUND

LOVE IS...

- Paul started out his life named Saul. He was a persecutor of Christians to show devotion to his Jewish religion. He was blinded by the Holy Spirit and became a believer of Jesus when his sight was restored by a man named Ananias (once again through the Holy Spirit).
- After Jesus' death, Paul spent his life traveling and spreading the Good News of God's love and grace. His journeys were long and difficult. He spent time in jail but he never lost faith or his drive to go what God wanted him to do.
- Paul wrote letters to new Christians who were struggling to figure it all out. These letters now are many of the books in the New Testament. Examples: 1 & 2 Corinthians, Galatians, Colossians, and more!
- One of the most famous passages Paul wrote is 1 Corinthians, Chapter 13. This chapter is entitled the Gift of Love. This passage is often used at weddings, but it's not really about romantic love (or only romantic love). It's about Christian love.
- Christian love is love in action. It's love that feeds hungry people, gives clothes to those in need, visits the sick and teaches about Jesus!
- Christian love is our most important everyday superpower! Christian love is love in action. It's love that does!
- Our mission statement at Holy Trinity is: Share God's Love!

SHARE THE STORY

YOUNGER KIDS

Spark Story Bible: Love is, Spark Story Bible, page 546

Fun Video: https://www.youtube.com/watch?v=HA5_oVhI9yE&t

- Great summary of the story for kids!

BIG KIDS

Bible (NRSV): 1 Corinthians 13

Questions to ask after sharing the story: (note answers vary on kids ages!)

- Who do you love? Why?
- How do you know someone loves you?
- How do you show others that you love them?
- Who is better at love, kids or grownups?
- Christian love means we love our enemies—how do you love a mean person?

DIG DEEPER

PAUL'S JOURNEYS

Check out this fun video that maps out Paul's journeys.

<https://www.youtube.com/watch?v=Hy4K1pP408Y>

Paul had to have been very confident in his message to go to all that work and spend all that time traveling!

- Can you imagine walking all that way?
- What difficulties do you think he faced?
- What joys do you think he found?
- What was your favorite city name on Paul's journeys?
- Would you leave home for a new place to show God's love?

SONGS

HERE ARE SOME SONGS WE LOVE. YOU WILL FIND LINKS TO EACH OF THEM ON THE VBS WEB PAGE.

Amazing Grace: <https://www.youtube.com/watch?v=3X3nW6dB8As>

Doxology: <https://www.youtube.com/watch?v=LjqcnFjVF6k&t>

SNACK TIME SUGGESTION

TRAIL MIX—MIX IT UP

Paul showed the early Christians about love when he would travel to see them. Make up some trail mix with all the things you love, like cereal, chocolate chips, crackers, etc! Go for a walk and enjoy your snack on the go!

PRO-Tip: Make extra, put it in baggies, give it to your neighbors or friends, or maybe Mom and Dad could take it to work to share!

⇒ Take a picture, have an adult post it to social media with the hast tag **#htlcsuperheroes**

CRAFTINESS

SUPER HERO

Supplies Included:




- Wood Bead
- 3 Pipe Cleaners
- 7 Pony Beads
- 2 straws
- Fabric for cape

You will also need:

- Marker (if you want to draw a face on the bead)
- Scotch tape

Instructions:

- 1) If you want to add a face to the wood bead, begin with that. Maybe you can even give your character a super hero mask!
- 2) Take all 3 pipe cleaners and twist them together in the middle. Once twisted, bend them so there are 2 “legs”, 2 “arms” and two for the body/head. (pic #1)
- 3) Slide 3 beads over both “legs” and push up to the center. (Pic #2)
- 4) Cut the straws into 8 pieces that are each about 1 inch long.
- 5) Slide straw one piece on each leg. Next put one bead on each leg. Then add another straw piece.
- 6) Repeat for the arms. Add a straw, bead straw to each arm. (pic #3)
- 7) Bend the ends of each arm and leg into what looks like hands and feet. You can tuck the end of the wire into the straw .
- 8) Now slide the head piece over the top two piece of pipe cleaner. You can bend the extra pipe cleaner to make hair or a hat.
- 9) Glue or staple the fabric around the neck for a cape superhero!



- What super powers does your hero have? How will those powers be used to show God’s love?
- In what ways can you be a super hero for God? (don’t say none because we know you better than that!)
- Grab a paper and pencil and draw a comic explaining who your super hero is and what they do!

SCIENCE STATION

FIND THE RAINBOW

Paul's journeys were long and often difficult but so much good came from them. He spread God's word and love to many, many people! Let's do a little science experiment and see if we can spread something beautiful too!

Find the coffee filters in your packet. One of them has a black dot in the middle. Do you think you can make other colors out of that black dot? Place that coffee filter on a plate and drip about 10 drops of water on the black dot. Wait and watch. Do you see any other colors?

Black marker ink is made of colored pigments and water. When water is added, the pigments dissolve and spread through the filter, revealing colors that mix to create black.

You should have a few extra coffee filters. Grab some markers and see if you can get this to work with other colors. Or draw a design on the filter and watch what happens when you spray it with water. (Be sure not to use permanent markers)

GET MOVING ACTIVITY

EGG HUNT

Paul's journeys were all about finding people to share God's Good News with. Now it's time for you to go on a hunt! Have someone else hide eggs that are in your packet and see how long it takes you to find them. If there are two of you, maybe you can hide them for each other? Or take turns hunting for them? Shout a line from your memory verse each time you find one!

MISSION

SOCKS TO SHOW GOD'S LOVE

Socks are one of the most needed items at homeless shelters. When you're out shopping, get some adult size socks. Shoelaces, deodorant and toothpaste are other great items to buy for the people at the shelters.

You can drop them off at the church on Monday's between 9:00 and 11:00 or bring them to the Back to School reverse parade on Sunday August 9th (more details to come!). We'll get them to the homeless shelters.

PRAYER

PRAYER CUBES

Prayer is a important way to fuel our super powers! One way to help us think of what to pray for is to use a prayer cube.

There are two kinds of prayer cubes in your packet.

The first cube is to help you with your every day prayer time. If you are having troubles thinking of what to pray about, you can roll the cube and add a line of prayer for whatever comes up on top. Use the instructions on the page to cut, fold and tape it together. Keep it in a place you sit often and use it as a reminder to spend a little time talking to God each day.

The second one is called a Grace Prayer Cube. It has prayers that are good for saying before you eat. Follow the instructions on the paper to cut, fold and tape it together then keep it on your table or wherever you often eat. Before you eat, roll the cube and say the prayer that comes up on the top.

If you have any questions or need any additional supplies for Heroes VBS, contact Kelly

kheuton@holyltrinityankeny.org or text 515-210-6843